



District Report Card: 2017


State: Haryana	District: Gurgaon
Class: 3	Subject: Language
Schools: 61	Students: 1071


Participation/Coverage


Students

<div>GENDER</div> <div></div>	Boys				Girls			
	Number		%		Number		%	
	525		49.02		546		50.98	

<div>AREA</div> <div></div>	Rural				Urban			
	Number		%		Number		%	
	546		50.98		525		49.02	

<div>CATEGORY</div> <div></div>	SC		ST		OBC		GEN	
	Number	%	Number	%	Number	%	Number	%
	208	19.42	7	0.65	91	8.50	765	71.43

<div>CWSN</div> <div></div>	LD	VI	HI	S&LD	ID	Oth
	2	3	1	2	5	27

<div>Management</div> <div></div>	Government			Government-aided		
	Number		%	Number		%
	1051		98.13	20		1.87

Average Performance of Students in Language (%)

Overall	Gender		Area		Management		Social Group			
	Male	Female	Rural	Urban	Govt.	Aided	SC	ST	OBC	GEN
70.25	68.62	71.81	72.04	68.38	70.61	51.33	70.74	89.52	74.36	69.45

Performance on Learning Outcomes (LOs)

Learning Outcomes	Description	Average Performance(%)
L304	Reads small texts with comprehension i.e., identifies main ideas, details, sequence and draws conclusions	72.63
L312	Reads printed scripts on the classroom walls: poems, posters, charts etc.	65.47

Range of Performance of Students who Answered Correctly							
Below 30%		30% - 50%		50% - 75%		Above 75%	
Number	%	Number	%	Number	%	Number	%
79	7.38	125	11.67	354	33.05	513	47.90

Lowest Performing Learning Outcomes (LOs)

- 1 - Reads printed scripts on the classroom walls: poems, posters, charts etc. (65.47)
- 2 - Reads small texts with comprehension i.e., identifies main ideas, details, sequence and draws conclusions (72.63)